



Horizons College of Learning & Enrichment

Annual Report 2022 (Based on 2021 data)

Introduction

School Profile

Horizons College of Learning & Enrichment (Horizons College) is a co-educational, independent, special assistance school based at 2 King Street, Caboolture Queensland.

The College, which opened in 2014, caters to students in years 7 to 12 and is committed to assisting those young people who have disengaged from the mainstream education system.

At the time of the Commonwealth census in August 2021, there were 133 students attending the College. Seventeen (13%) of our students identified as indigenous and fifty-two (39%) of our students had verified disabilities.

Commonwealth Census Summary by Year

| | 2014 | 2015 | 2016 | 2017 | 2018 | 2019 | 2020 | 2021 |
|--------------------------|------|------|------|------|------|------|------|------|
| Total students | 46 | 95 | 105 | 110 | 122 | 118 | 124 | 133 |
| Indigenous students | 6 | 6 | 12 | 19 | 18 | 15 | 21 | 17 |
| Students With Disability | 4 | 5 | 10 | 7 | 30 | 32 | 50 | 52 |

Our Philosophy

The philosophy of Horizons College of Learning and Enrichment is based on the recognition that all young people deserve a positive educational experience, one which will motivate and inspire them to reach their full potential.

The College believes that all young people have unique attributes and strengths that should be celebrated, allowing them to enjoy and be challenged through learning which builds on these individual strengths and interests.

The College believes that educational opportunities should help young people to develop a sense of pride and respect (for self and others) and challenge young people to broaden their horizons (socially, emotionally and educationally) and realise their dreams and place in an ever-changing global society.

Values

Horizons College promotes the following values in all College activities:

P articipation – participating in all activities

R espect – showing respect to staff, fellow students, staff and others

I ntegrity – being honest and acting truthfully

D etermination – being determined to achieve and overcome obstacles as they arrive

E mpathy – being thoughtful of others and helping when you can.

All students are expected to uphold the 'PRIDE' ethos.

Distinctive Curriculum Offering

Our College strives to provide a highly personalised, authentic and meaningful learning experience to students, with an emphasis on critical and creative thinking, personal and social capability, ethical and intercultural understanding. Students have the opportunity to develop a strong connection to the broader community and a sense of belonging.

Our approved curriculum model is a mix of school-developed programs, the Australian Curriculum, Queensland Curriculum and Assessment Authority (QCAA) syllabuses and accredited Vocational Education and Training.

We have a strong link to our related entity, **Worklinks Qld Ltd**, a registered training organisation that coordinates vocational education courses and work experience placements for Horizons College students.

Years 7 to 9

In 2021, students in years 7 to 9 studied the core subjects of Mathematics, English, Humanities and Social Science (HASS)/ Science, Visual Art and Music & Drama. Students also had the opportunity to undertake elective courses in Art Projects, Automotive, Cooking, Hair and Beauty, Industrial Technology and Sport.

Each week, students in years 7 to 9 participated in a variety of recreational activities as part of the ACE program. These activities included swimming, boxing, fishing, bush walking, trampolining and rock climbing.

Year 10

Students in Year 10 studied Mathematics, English, HASS/Science, Career Readiness and Sport or Art as well as undertaking two to three of the following elective courses:

- Certificate II in Active Volunteering
- Certificate II in Automotive Vocational Preparation
- Building and Construction
- Independent Living Skills
- Certificate II in Salon Practices
- Certificate II in Visual Arts

Years 11 and 12

In order to meet the literacy and numeracy requirements of the Queensland Certificate of Education (QCE), students in years 11 and 12 were required to undertake one of the following learning options:

- Essential English *and* Essential Mathematics
- Certificate II in Skills for Work
- QCAA Short Courses in Literacy *and* Numeracy

The elective subjects available to senior students in 2021 included:

- Art, Photography and New Media (Certificate I *and* Certificate II in Visual Arts)
- Building and Construction
- Certificate II in Active Volunteering
- Certificate II in Automotive Vocational Preparation
- Certificate II in Automotive Tyre Servicing Technology
- Certificate II in Horticulture
- Certificate II in Hospitality
- Certificate II in Retail Services
- Certificate II in Salon Practices
- Certificate II in Visual Arts
- Certificate III in Business (Customer Engagement)
- Certificate III in Early Childhood Education and Care
- Certificate III in Information, Digital Media and Technology

Work Experience

All students at Horizons College have the opportunity to undertake structured workplace learning in industries of their choice. Students in years 10, 11 and 12 undertake a number of one-week blocks of work experience during their senior schooling years.

Workforce Information

Staff Composition

At the time of the Commonwealth census in August 2021, Horizons College employed the following staff:

| Type | Total | Gender | Headcount | FTE |
|--|-------|--------|-----------|-----|
| Principal | 1 | Female | 1 | 1.0 |
| Teaching Staff | 15 | Male | 6 | 6.0 |
| | | Female | 9 | 8.6 |
| Specialist Support (including qualified youth workers) | 7 | Male | 4 | 4.0 |
| | | Female | 3 | 3.0 |
| Administrative and Clerical (including VET Trainers/Assessors and tutors) | 10 | Male | 1 | 0.3 |
| | | Female | 9 | 6.3 |

Teacher Qualifications

| Qualification | Number of classroom teachers and school leaders who hold this as their highest level of qualification |
|---------------|---|
|---------------|---|

| | |
|---------------------|----|
| Doctorate or higher | - |
| Masters | 2 |
| Bachelor | 13 |
| Diploma | - |
| Certificate | - |

Professional Development

Horizons College offers ongoing learning and professional development opportunities to all staff.

In 2021, teaching and specialist support staff participated in paid professional development relating to:

- Gender and sexuality
- Understanding learning difficulties
- Assistive technology
- Trauma responsive practice
- New approaches to consent education
- First Aid and CPR

Average staff attendance for the school

The average attendance rate for both teaching and non-teaching staff in 2021 was 97%.

Funding Information

School Income Broken Down by Funding Source

Income for 2021 was as follows:

| | |
|-----------------------------|--------------------|
| Government funding | \$3,525,702 |
| Student resource levies | \$124,316 |
| Other income | \$179,229 |
| Total income in 2021 | \$3,829,247 |

Social Climate

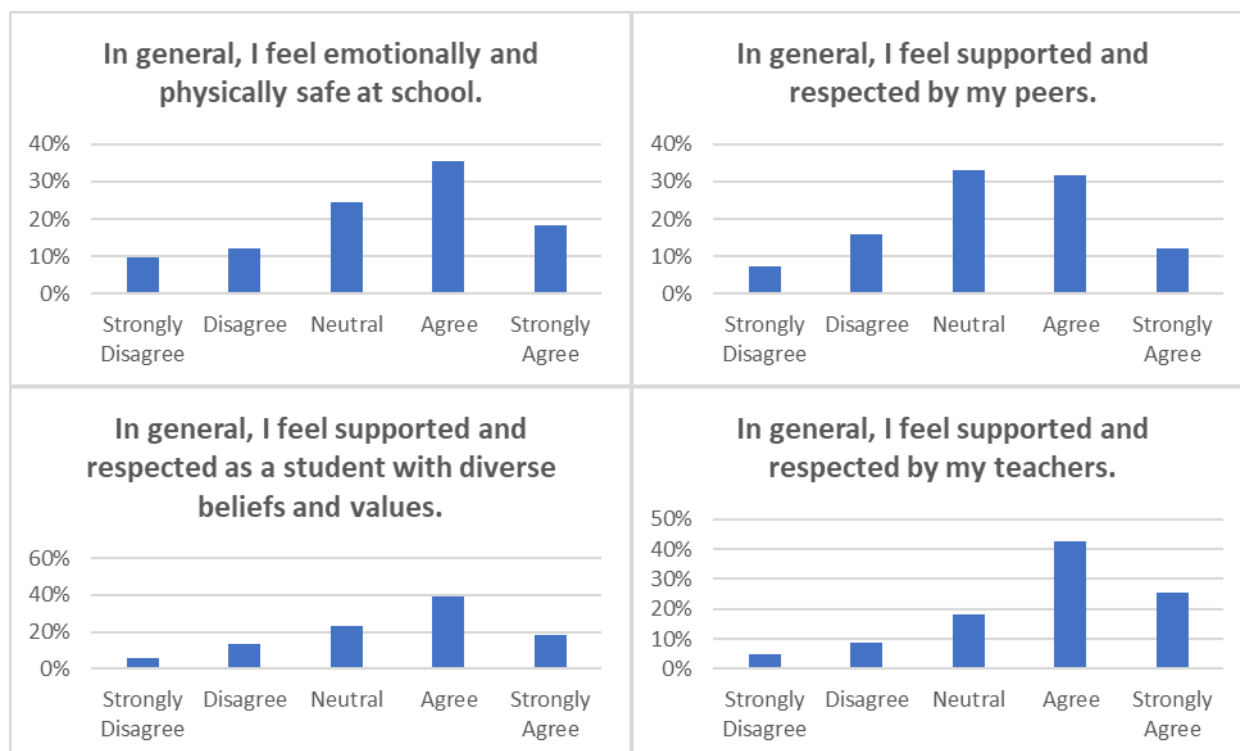
Parent/Carer Involvement

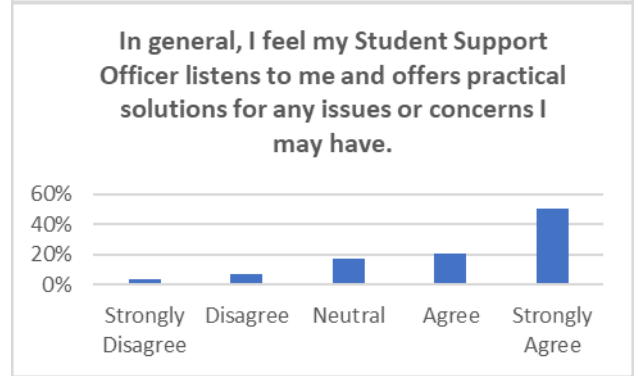
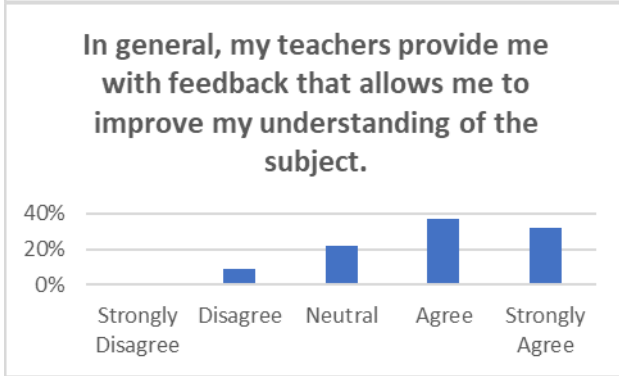
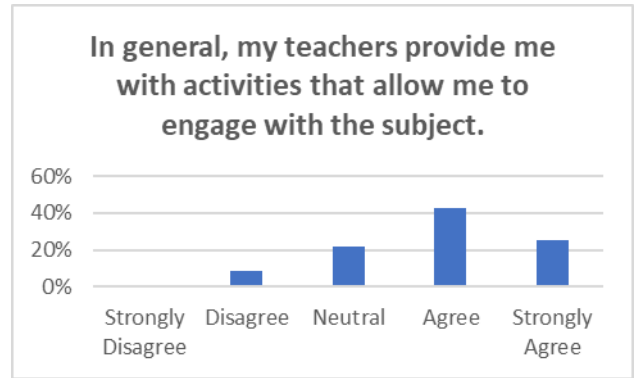
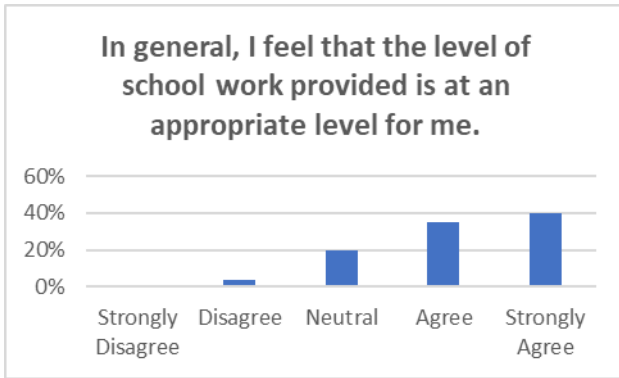
Parents and carers are closely involved in their students' educational experience at Horizons. An open invitation is given to all parents and carers to attend the College at any time to discuss the progress of students and to raise any concerns. Parents and carers are regularly invited to attend celebratory events at the college and are encouraged to contact the Principal directly with any suggestions or concerns. We consider our students' education to be a shared responsibility between the College staff and our parents and carers.

Student Satisfaction with the School

At least once a year, Horizons College administers a suite of School Opinion Surveys to gauge opinions (anonymous feedback) on important aspects of schooling.

Eighty-two (82) of our students completed a Student Opinion Survey in May 2021. The following charts represent the views of these students on some of the questions that were included in the survey.

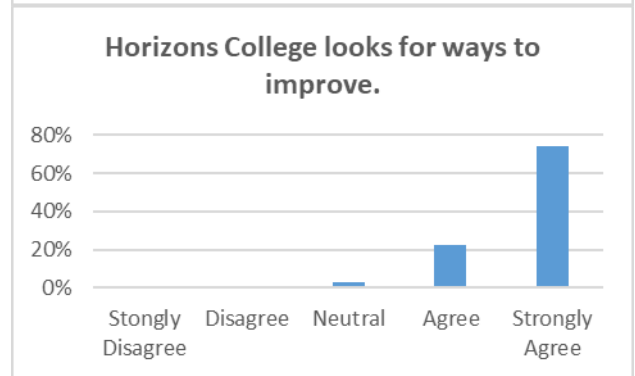
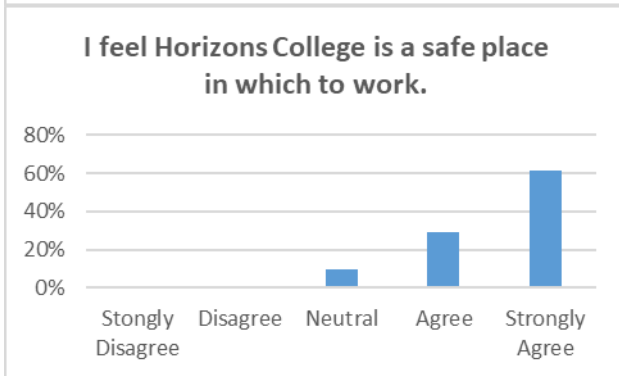
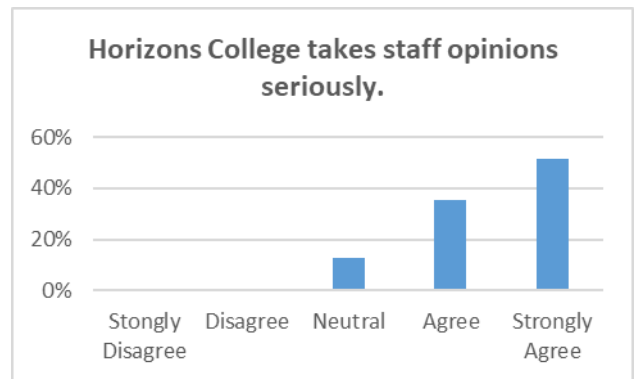
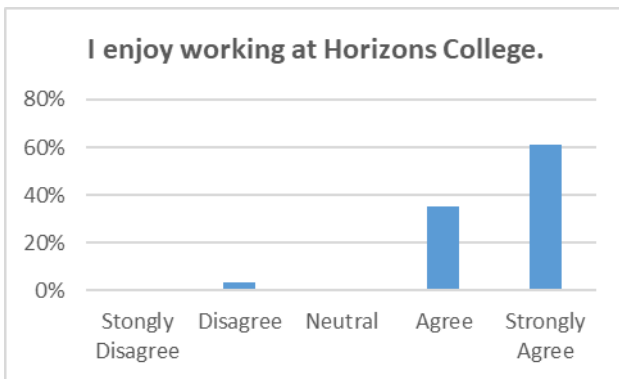


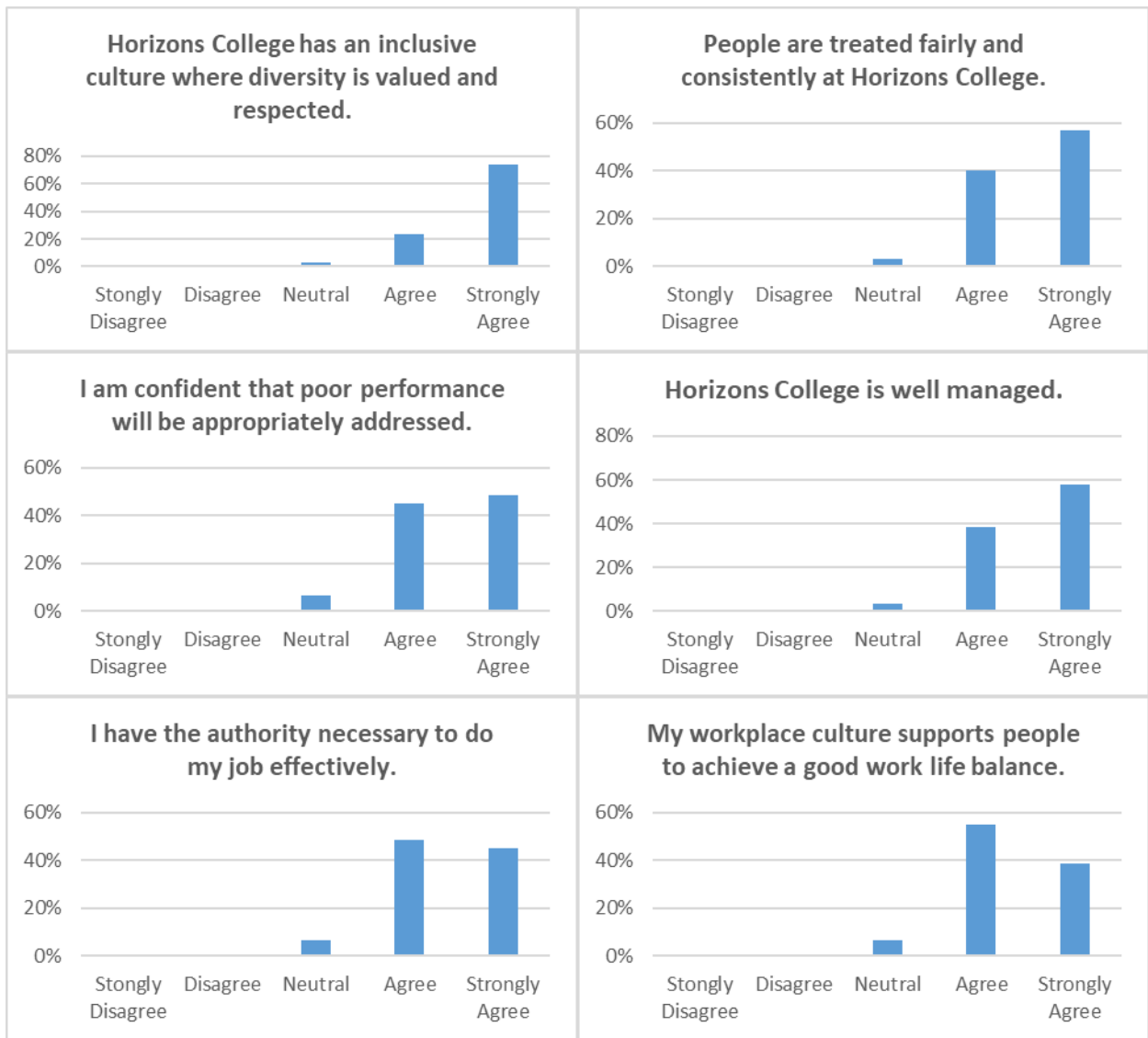


Staff Satisfaction with the School

Thirty-one (31) staff participated in the anonymous Staff Opinion Survey in May 2021.

The following charts depict some of their views regarding various aspects of, and their overall experience working at Horizons College.





Testimonial

Horizons College was the best decision we made for our son. The support and guidance he received from all the staff at Horizons was instrumental in turning him from a troubled, insecure teenager into the self-confident young man we see today. One who is following his dreams of attending University and then working in the youth justice system. In our son's words, "Horizons was the best thing to ever happen to me" and we agree wholeheartedly. I can't speak highly enough of the school.

Selena (parent of Year 12 student in 2021)

Key Student Outcomes

Attendance

The average student attendance rate for the whole school in 2021 was 91.81%.

| Year Level | Average Attendance Rate |
|------------|-------------------------|
| 7 | 87.45% |
| 8 | 92.58% |
| 9 | 87.18% |
| 10 | 92.92% |
| 11 | 93.83% |
| 12 | 93.62% |

Management of Attendance

Each morning our Student Support Officers greet our students at the front gate and record their attendance on the master roll. Our administration team use an SMS service to alert parents/carers when a student is absent or late to school without explanation. We seek to have written evidence of all reasons for absence, which we record in our student management system.

Attendance rolls are also marked at the beginning of each lesson throughout the day. Teachers notify the staff in Student Services of any students who have not arrived to their classes and these staff immediately ascertain the student's whereabouts.

The Principal, or their nominated delegate, regularly review student attendance and contact parents/carers where they identify patterns of non-attendance. Actions include phone calls, parent/carer and student meetings and attendance warning letters. Where possible, the college supports students to attend by assisting families to overcome the barriers that may be impacting attendance.

The college takes a positive approach to improving attendance by regularly recognizing and rewarding the students for their good attendance.

Depending on the circumstances, poor attendance may result in a student's enrolment being cancelled.

NAPLAN results for 2021

Information regarding NAPLAN participation and results for 2021 is published on the My School website <http://www.myschool.edu.au/>.

Year 12 Outcomes

| | |
|--|----|
| Number of students who received a Senior Education Profile (SEP) | 15 |
| Number of students awarded a Queensland Certificate of Education (QCE) | 8 |
| Number of students awarded a Queensland Certificate of Individual Achievement (QCIA) | 0 |
| Number of students awarded an International Baccalaureate Diploma (IBD) | 0 |
| Number of students receiving a Senior Statement only | 7 |
| Number of students awarded one or more VET qualifications | 15 |
| Number of students who are completing/completed a school-based apprenticeship or traineeship (SAT) | 0 |
| Number of students awarded a VET qualification: | |
| Certificate I | 5 |
| Certificate II | 13 |
| Certificate III | 4 |
| Certificate IV | 0 |
| Diploma | 0 |
| Advanced Diploma | 0 |

Post-school Destination Information

At the time of publishing this Annual Report, the results of the 2021 post-school destinations survey, *Next Steps – Student Destination* report for the school was not available. Information about these post-school destinations of our students will be uploaded to the school's website in September after release of the information.

Contact person for further information: Jane Robinson, Principal